

1.

1.1)

1.2

1.

md=5

n=10998
av.=4.46
md=5
dev.=0.77

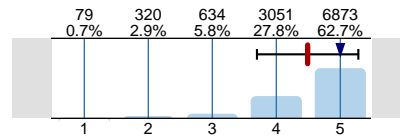
Agree Strongly
n=10999
av.=4.5
md=5
dev.=0.73

Agree Strongly

n=10947
av.=4.46
md=5
dev.=0.76

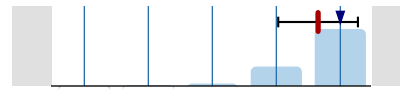
3. The Instructor...

3.1) presented the course material effectively.



n=10957
 av.=4.49
 md=5
 dev.=0.79

3.2) was prepared for class.



n=10946
 av.=4.65
 md=5
 dev.=0.62

5. Learning Overall

Profile

Compilation: All College - Fall 2023 (88.8% Response Rate)

Values used in the profile line: Mean

1. The Course...

1.1) content was well organized.		n=11011	av.=4.45	md=5	dev.=0.77
1.2) objectives were met.		n=10961	av.=4.53	md=5	dev.=0.67
1.3) materials (e.g., readings, handouts, videos) contributed to my learning.		n=10858	av.=4.46	md=5	dev.=0.77
1.4) helped me learn concepts and methods.		n=10999	av.=4.5	md=5	dev.=0.73
1.5) improved my ability to communicate clearly about the subject.					

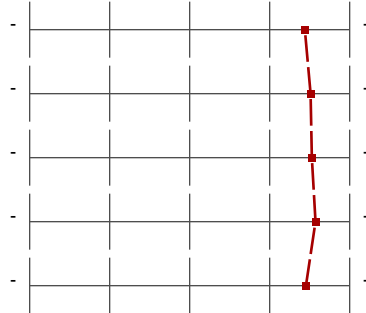
Profile Line for Indicators



Compilation:

All College - Fall 2023 (88.8% Response Rate)

1. The Course...



av.=4.44

dev.=0.78

2. Course Overall

av.=4.51

dev.=0.75

3. The Instructor...

av.=4.53

dev.=0.75

4. Instructor Overall

av.=4.57

dev.=0.74

5. Learning Overall

av.=4.45

dev.=0.81